



Multicultural Cooperation Section, Oizumi Town Hall

Address: Oizumi-machi Hinode 55-1 Phone: 0276-63-3111(ext. 261)

September 10th,

Fax: 0276-63-3921 E-mail: tabunka@town.oizumi.gunma.jp

2020

For protection of your important persons and yourself from disasters

[自分と大切な人を災害から守るために]

October 12th of last year, the typhoon No.19 which approached Kanto region caused natural catastrophes to various parts of our nation. In Oizumi town, several houses suffered flood damage, and the living of people in the town was affected by the typhoon greatly.

On the other hand, a lot of earthquakes occur in Japan. In a huge earthquake, many kinds of damages occur, such as collapse of houses or buildings, fires, collapse of walls or cliffs, or etc.

In recent years, major earthquakes have occurred in various regions of the country consecutively, such as the Great East Japan Earthquake, Kumamoto Earthquake, Hokkaido Eastern Iburi Earthquake, and etc.

In near future, occurrence of a massive earthquake is expected, and there are municipalities that a probability to hit an earthquake of 6-weak or more seismic intensity within 30 years is more than 80%. As a side note, a probability to have a traffic accident is 44%, and a probability to get a fatal accident is 0.3%. So we can understand that a probability of occurrence of an earthquake is very high.

We don't know when a disaster occur.

It is very important for us to prepare always for the unexpected.

In the event of a disaster ~Earthquakes~ [災害が起きたとき ~地震編~]**■ Stay calm and Secure your safety !**

- (1) If you feel the ground shaking, secure your safety such as sheltering yourself under a table, a desk or something similar. Keep doors open to secure evacuation routes.
- (2) Do not rush outside, because you may get injured with falling objects. After the shaking subsides, go outside with checking surrounding circumstances.
- (3) If you are outside of a building or a house when an earthquake occurs, leave away from things which are easy to fall down such as concrete block walls, utility poles, etc., and be careful about falling objects such as signboards, window glass, etc.

■ Stay calm! Prevent fires.

- (1) After the shaking subsides, check for fires.
- (2) In the event of a fire, extinguish it in its early stage.
 - ※ For avoiding a burn, stay calm and put out the fire after the shaking subsides.
 - Turn off the circuit breaker of your house when you evacuate.

■ Keep away from narrow alleys, wall verges, cliffs, or rivers.

There are large or small foreshocks after a huge earthquake. Please keep away from buildings or walls which have a risk of collapse.

■ If you are driving a vehicle when an earthquake occurs, ...?

If you are driving a vehicle when an earthquake occurs, reduce your speed slowly and park the vehicle on the shoulder of a road, and then turn off the engine. Keep staying in the vehicle until the shaking subsides.

If you need to evacuate, flee on foot with taking your valuables. But do not lock the doors and leave the key in the vehicle.

A heavy rain in a short hour such as sudden intense downpours, torrential showers, or typhoons falls occasionally. Since a disaster, such as flooding of rivers, landslides, or flooded houses, may occur due to a heavy rain, daily preparations are important.

Oizumi town has provided "Oizumi-machi Comprehensive Disaster-preparedness Map (*Oizumi-machi Sogo Bosai Map*)" which shows expected areas of flooding and estimated depth of flooding by using different colors when the Tone-river is overflowed.

This map is distributed at Oizumi Town Hall and Multicultural Community Center, and the soft-copy has been uploaded in the web-site of the town hall. Please take a look at it and check risk level around your house.

< URL of Multicultural Community Center : <https://www.oizumi-tabunka.jp/archives/24017.htm> >

Alert Level

When flood disaster may occur due to torrential rains, typhoons, or etc., municipalities announce evacuation advisories and alerts using five alert levels so that residents can clearly understand what action they should take based on the current weather conditions and risk of natural disaster.

Risk Level	Alert Level	Actions that residents should take	Evacuation Information, etc.
High	5	Best course of action to safeguard life.	Outbreak of Disaster
↑	4	Evacuate immediately. If risk of a natural disaster occurring is imminent, take immediate action to ensure your safety by seeking shelter in the safest nearby building or in the safest room in your building.	Evacuation advisory, Evacuation Instructions (Emergency)
Middle	3	Evacuate beginning with the elderly, disabled, children as well as their helper. Others should prepare for evacuation, or begin voluntary evacuation.	Evacuation preparations, Begin evacuation of the elderly, etc.
↑	2	Re-check evacuation areas and routes with Oizumi Hazard Map.	Advisory
Low	1	Pay attention to the latest weather information.	Possibility of a Warning

Check emergency supplies to carry [非常持ち出し品をチェックしよう]

- Valuables (Cash, Residence Card(*Zairyu Card*), Health Insurance Card, Passport, Credit Cards, etc.)
- Blankets, Clothes (Innerwears, Outerwears, Towels)
- A Flashlight / A Electric Torch with batteries (prepare more than enough)
- A Portable Radio
- Foods, Drinks (Pilot Bread, Bottles of Water, Canned Foods, etc.)
- Medicine (Household Medicines, Disinfectants, Sticking plasters, Medicine for the digestive, Eyedrops, etc.)
- Diapers, Milk, Goods for babies or infants
- Others (A Can Opener, Ropes, Work Gloves, Plastic Sheeting, etc.)

Rolling Stock [ローリングストック]

This means stock and rotation of foods. This is a way of keeping a constant supply of new foods at home, by buying extra foods that you usually eat, such as canned foods and/or boil in the bag foods, and buying the new foods as replacement when the old foods were used.

[Points]

① Use older foods first.

Consume older foods first so that emerging food stocks do not become old.

In addition, put foods in order with a way that you can understand old or new easily.

② Replenish foods that were used.

Keep in mind to replenish the foods as soon as possible when you used them, because a disaster may occur while you forget to do.

This thought should be taken for not only foods but also other products which have a life time such as batteries, medicine, or etc.



Three main points in disaster prevention [防災のキホン 3つの「助」]

■ Self Preparedness

This is to prepare for disaster by yourself. When a big disaster occurs, it is important for you to take actions to protect yourself.

※ Examples of usual action to protect yourself

- ① Stockpiling of foods and drinks.
- ② Fixing furniture and home appliances.
- ③ Sharing several ways to communicate among your family members when a disaster occurs.
- ④ Checking evacuation routes and places.

■ Community Support

This is achieved by working of neighbors and people in the region together.

The life of many people were saved by help of inhabitants who were in the region when disasters occurred. So it is important for you to make relation with neighbors by greetings regularly or joining events of the region so that everybody can confirm the safe each other or can help each other smoothly when a disaster occurs.

In addition, when you receive an announcement of a self emergency drill at a *Kominkan* or so on which is carried out by your regional association, please participate in it actively. If you do not know whether the emergency drill is carried out in the region or if you do not know how you can participate in it, please ask the town hall, the multi-cultural community center, or the leader of the association (*Jichikai-cho*).

■ Public (Government) Support





This is the support by public authorities such as the town hall, the police, the fire fighting, and Self- Defense Forces.

However there is a limit to aid the injured by the public support when a big disaster occurs. So your usual preparation is important.

■ Useful Apps (Application Software)

The country and several companies develop multilingual apps to notify further information of disaster prevention for foreigners living in Japan. By installing apps into your smart phone, you can gather information whatever you want when an unexpected occurs. Please use them effectively.

[Example of Useful Apps against the disaster]

Name of Apps	Contents	Number of Languages supported	QR
Safety Tips	The application to notify disaster information such as the Earthquake Early Warning or Flowchart of evacuation measure for unexpected.	15	
Voice Tra	Multilingual translation application developed by the country.	31	
NHK World	The application to distribute the Earthquake Early Warning or news of NHK's international broadcasting in multilingual.	18	
Multilingual Life Information	The application to collect necessary information including disaster for the life in Japan.	15	

■ Disaster Prevention Administrative Radio

The town broadcasts evacuation information in Japanese and Portuguese through 53 points of speakers in the town when a disaster occurs. Please listen to it carefully.

When it was hard for you to listen to it, you can get the same information by calling to the following numbers within 24 hours from the broadcasting .

0120-313-141 (Free Dial)

※0276-61-0500 is also available with charge.

Measures for prevention of spreading COVID-19 when you evacuate

[避難する時の新型コロナウイルス感染症対策]

Even if COVID-19 has not subsided, evacuate from hazardous places in principle (if disaster hits.)

Please keep in your mind following two points to avoid the spread of COVID-19 at evacuation shelters.

■ Considering evacuation shelters

"Evacuate" means to escape from the danger. If you are in a safe place, you do not need to go to an evacuation shelter. To avoid overcrowding in the evacuation shelter, please consider evacuating to a relative's or an acquaintance's home that is safe, or staying your house if the area you live is not the flood expectation area in Oizumi-machi Comprehensive Disaster-preparedness Map (*Oizumi-machi Sogo Bosai Map*).

■ Things to bring to evacuation shelters

Risk of spreading COVID-19 increases with using things in common. There is a limit to prepare face masks, disinfectant, and thermometers by the town. Bring your own as much as possible.