



Multicultural Cooperation Division, Oizumi Town Hall

Address: Oizumi-machi Hinode 55-1 Phone: 0276-63-3111(ext. 261)

Fax: 0276-63-3921 E-mail: tabunka@town.oizumi.gunma.jp

March 10th, 2021

Revised Gunma Traffic Safety Ordinance will be enforced! [群馬県交通安全条例の改正]

The revised Gunma Traffic Safety Ordinance will go into effect on **April 1st, 2021**.

Revision Point 1: Obtaining bicycle insurance will be **mandatory**.

Q: Why will bicycle insurance be mandatory?

A: The number of high-value compensation cases due to bicycle accidents is increasing.

(**95.21 million yen** of compensation was judged at Kobe District Court in July of 2013.)

Accidents can be caused by the slightest carelessness.

Since bicycles can be used easily by anyone, it is necessary for us to prepare for any accidents that may occur.

Q: What will be changed?

A: ① Bicycle users

Obtaining bicycle insurance is changed to "**Mandatory**" from "Obligation to make efforts."

When you use a bicycle, you must have bicycle insurance.

If a minor uses a bicycle, his/her guardian must obtain bicycle insurance for him/her.

② Business Owners

If you use a bicycle for business purposes, you are also required to have bicycle insurance.

③ Bicycle lenders

It is also compulsory to have bicycle insurance when loaning a bicycle.

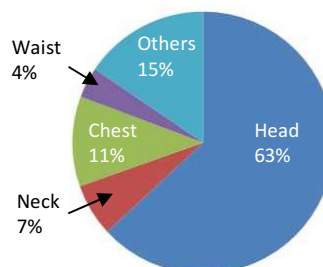
Revision Point 2: Wearing a bicycle helmet will be **obligation to make efforts**.

Q: Why will wearing a bicycle helmet be obligation to make efforts?

A: - More than 60% of fatal wounds in bicycle accidents are caused by head injuries.

Wearing a helmet can save your life.

- Wearing a helmet properly can reduce fatality ratio to 1/3 or less.

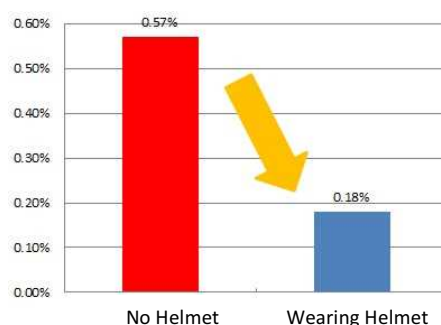


More than 60% of fatal wounds are head injury.

Q: What will be changed?

A: There is no provision for helmet in the ordinance so far.

According to the revised ordinance, bicycle users must make efforts to wear a helmet.



Wearing a helmet can reduce fatality ratio to 1/3 or less.

As a nationwide trend, the number of accidents resulting in death or injury while riding a bicycle that the generation of high school students is involved is prominently higher than all other generations. So, in order to reduce the risk of death and injury of "high school students and others" who are frequently involved in bicycle accidents, the town will subsidize part of the cost of purchasing the bicycle helmet.

■ Subsidy:

Up to ¥2,000 of "Oizumi Stamp Kameiten Kyotsuken" which is the common merchant tickets of Oizumi Stamp Participating Stores. **(1 time only per eligible person)**

- ※1. Please note that the common merchant tickets of Oizumi Stamp Participating Stores have an expiration date. (3~6 months)
- ※2. If the purchasing cost of the helmet is less than ¥2,000, the amount of the ticket will be rounded to the nearest ¥500. (ex.: If the cost is ¥1,500 ~ ¥1,999, ¥1,500 of the ticket will be issued.)

■ Eligible Persons:

Guardians of "High school students and others" who live in Oizumi

"High school students and others" refers to persons who correspond to the following (1) or (2).

- (1) Those who will reach the age of 15 to 18 in the fiscal year of application.
(The generation between the 3rd grade of junior high school and the 3rd grade of high school.)
 - ※ It does not matter if they are enrolled in school or not.
- (2) Those who will reach the age of 19 in the fiscal year of application and have been enrolled in the following schools.
 - ① High schools ② Second semester of Secondary schools
 - ③ Technical colleges (except the 4th grade or higher) ④ High schools for special needs
 - ⑤ Advanced course at Specialized training colleges ⑥ High school program at foreigners' schools

■ Eligible Expenses:

A brand-new bicycle helmet that "High school students and others" wear and that is purchased between October 20th, 2020 and March 31st, 2022.

■ Application Method:

- 1st Step: Purchase a brand-new bicycle helmet for your child who meet the condition of the "High school students and others" mentioned above.
- 2nd Step: Apply with the required documents to the Security & Safety Division in the town hall.
(the 17th counter on the 2nd floor in the town hall)

Required Documents:

- An application form
You can get the application form at the Security & Safety Division or down-load of the web-site of the town hall (<https://www.town.oizumi.gunma.jp/>).
- The receipt showing that you purchased the bicycle helmet
- Applicant's (Guardian's) identification documents

3rd Step: The town will judge your application immediately when you applied.

If the town approves your application, the town will issue the common merchant tickets of Oizumi Stamp Participating Stores.

■ Application Deadline:

March 31st, 2022 (Thu.) Please note that acceptance of the application may end earlier.

For riding a bicycle safely

1. Choose a helmet which meets safety standards!!

Choose a helmet with a safety standard conformity label such as SG mark or CE mark.



2. Ride a well-maintained bicycle!!

Check and maintain your bicycle on a daily basis to make sure the brakes are working properly, the light are working, and etc.

3. Obtain bicycle insurance!!

Obtaining bicycle insurance will be mandatory from April of 2021.

Take out bicycle insurance to provide against an accident as soon as possible if you don't have.



In Gunma prefecture, traffic accidents in 2021 have been occurring at a faster pace than last year. A traffic accident can make you both a victim and a perpetrator. In this GARAPA, we have compiled a list of things to keep in mind for traffic safety. So please read it carefully and be careful not to get into or cause a traffic accident.

Traffic Rules in Japan ～ for Bicycles ～ [日本の交通ルール ～自転車編～]

Under Japanese law, bicycles are light vehicles and included in a group of automobiles. When you run on the road by bicycle, be sure to ride safely and obeying traffic rules as an automobile.

(1) Bicycles must run on the roadway in principle.

As a general rule, when you ride a bicycle on a road where the roadway and the sidewalk are separated, you should ride on the roadway.

Children aged 13 or less can pass on the sidewalk if it is dangerous to ride a bicycle on the roadway.

(2) Keep to the left of the roadway.

When you ride a bicycle on the roadway, you must keep to the left side of the roadway.

(3) Pedestrians have priority on sidewalks.

When you ride a bicycle on the sidewalk, you must go at slow speed on the roadway side of the sidewalk.

You must stop if you are blocking pedestrian traffic.

(4) Obey safety rule.

There are various rules for bicycles as well as for automobiles.

The rules presented here may be subject to penalties if they are not followed.

- Drunk riding is prohibited.

Don't ride a bicycle after drinking alcohol.

- Tandem riding is prohibited.

Do not carry anyone other than the driver. (However, if you are 16 years old or older, you may carry one child under 6 years old in an infant seat.

You may also ride with one child on your back in a babysitting band.)

- Parallel riding is prohibited.

Do not ride a bicycle alongside other bicycles.

- Turn on the light at night.

Be sure to turn on the light at night.

Also, wear bright colored clothing and use reflective materials

so that automobile drivers can recognize you easily.

- Ignoring traffic signals is prohibited.

Be sure to obey traffic signals.

- Observance of the stop sign.

At places where there is a stop sign, be sure to stop and check for safety.

(5) Other prohibited matters

- Do not enter the railroad crossing when a railroad alarm is sounding.


- Do not ride a bicycle without brakes.

- Do not ride a bicycle with an umbrella open.

- Do not ride a bicycle in conditions you can't hear the sounds around you by wearing earphones or other devices.

- Do not ride a bicycle while using a smartphone.

Riding a bicycle while looking at the display of a smartphone or a mobile phone is extremely dangerous. Never do that.



Many automobile accidents occur in the whole country.

Driving rules may differ from country to country, so be sure to check the rules in Japan, and always drive safely.

(1) People who do not have a driver's license are not allowed to drive.

If you have the driver's license issued by your home country, you may switch it to a Japanese license. Please check the procedure.

(2) Never drive after drinking alcohol.

(3) Be sure to wear a seat belt and use a child seat.

Drivers and fellow passengers must wear their seat belt. In addition, if you put children who are under 6 years old in an automobile, you must use child seats.

(4) Never use smartphones and mobilephones while driving.

(5) Pedestrians have priority in pedestrian crossings. If you see someone trying to cross, you must stop.

(6) Do not drive illegally remodeled automobiles.

(7) Be sure to obey traffic signs and signals such as the stop sign.

(8) Turn on your lights as soon as possible when it gets dark.

If an accident happen... [事故が起きてしまったら]

[If you make a traffic accident...]

(1) If you are driving an automobile, stop the automobile at a safe place and call the police at **110**.

If someone was injured, call an ambulance at **119**. Also ensure the safety of injured.

(2) Wait until the police come. (If you leave from the scene of the accident before the police arrive, you will have bad influences such as not getting insurance payment.)

When the police arrive, ask them to check the scene of the accident.

(3) Exchange contact information with the other party of the accident.

(4) If you have voluntary insurance, contact your insurance company.

[If you are involved in a traffic accident...]

(1) Confirm contact information of the other party of the accident and the license number of the automobile. Also give your contact information.

(2) Call for the police.

(3) See a doctor and get a medical certificate.

Since a medical certificate is required when you claim medical expenses to the other party of the accident, be sure to visit a doctor and get a medical certificate even if your injuries are minor.

(4) Report the traffic accident to your company or school.

[Phone Number for Emergency Notification]

Police: Call 110, if a traffic accident occurs.

Ambulance: Call 119, if someone is injured.

[Take out voluntary insurance]

If you cause a traffic accident, you will have to pay compensation.

In Japan, all automobile owners are required to have Automobile Liability Insurance, and are automatically required to purchase it when they buy an automobile or when they have their automobile inspected.

This insurance only applies if you cause death or injury to other persons while driving.

However, damage to property and theft of vehicles are not covered.

Moreover, even if you cause death or injury to a person by an accident, this Automobile Liability Insurance may not be enough to pay the compensation.

So, **be sure to take out voluntary insurance for just in case.**

