


# Burnable Trash

Burnable

- paper waste, kitchen garbage (drainwater from garbage well)
- carpet, rug (under two tatami mat size, about 180cm×180cm)
- futon (tie small together)
- branches, woods (within 10cm in diameter and 60cm long)
- diapers (disposing little by little without saving)
- other burning garbage (within 60cm long)

Only use a transparent or translucent trash bag.



# Pruned branches

- branches, trunks, roots, woods (Length 60cm or more up to 2m, or large quantities)

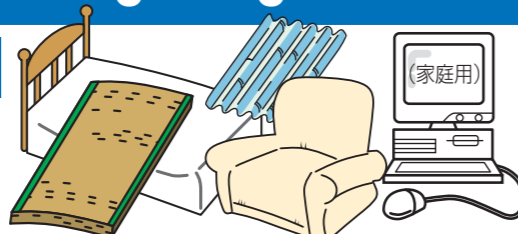
As a recycling, pruned branches are taken directly to Recyclers on your own, not are taken to the Oizumi cleaning "seisou" center.  
※Ask Environment Division about Recyclers beforehand.



# Do not put these at the "garbage site"


Household trash that must be taken to the Trash Disposal Facilities on your own

- Over-Sized Trash (Over 60cm in length)
- [Examples] Furniture (Bureaus, Chairs, Sofas, Beds, etc.), Tatami, ● Home-use PCs



Ask a scrap dealer to take these

- soil and stones ● engines
- boilers ● farming tools ● machine oils
- fire extinguisher ● car batteries
- other special waste




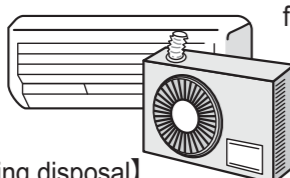
4 home appliances ("Home Appliance Recycling Law" Items)

LCD TVs & Plasma TVs

air conditioners

refrigerators

washing machines



【Procedures for arranging disposal】

- ① Request pickup by appliance store (requires recycling and transportation fee)
- ② Request services from disposal specialist approved by the town (requires recycling and transportation fee)
- ③ A recycling fee (paid at the post office beforehand) is required for these directly taking items to specified companies

Specified company

Sankyo Unso K.K. Yabuzuka Souko Address Ota-Shi, Obara-Cho 2260  
TEL : 0277-78-7559

Business that handle garbage disposal (charged)

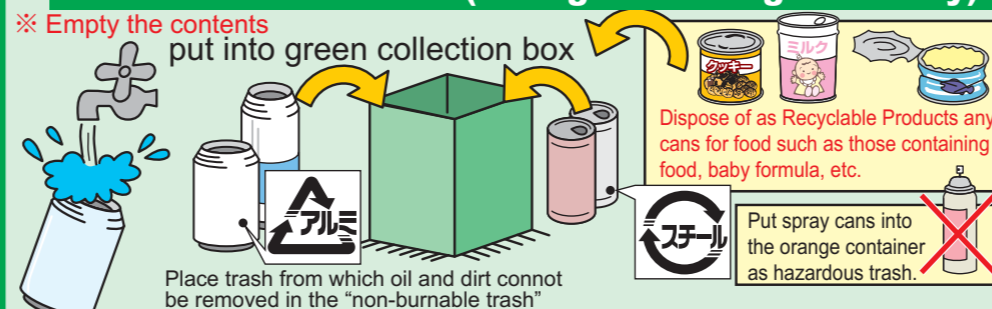
TOMO KANKYO SERVICE ..... ☎62-7836

- For effective utilization of resources and Garbage reduction, Environment Division collects used clothing, fabric products, and waste food oils. [used clothing / fabric products] Please bring it in a vinyl bag, etc. from 8:30 ~ 17:15. on weekdays.
- [waste food oils] Please bring it in a PET or other appropriate bottle from 8:30 ~ 17:15. every day.
- In the case of the small concrete or bricks, please consult Environment Division.
- Please carry in the Business-related burnable trash to "Clean Plaza", Also carry in the Business-related Non-burnable trash to the Recycle Plaza or request to the service of general waste collection and transport operators.

# Recyclable Trash

Recyclable ※In case of disposing lots of recyclable trash except papers, bring them to Recycle Plaza on your own.

Aluminum/Steel cans (eating & drinking cans only)

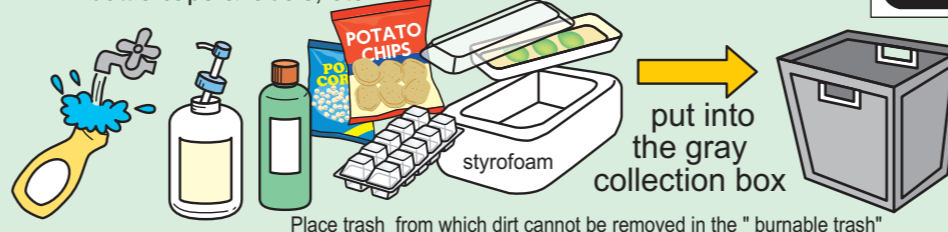


PET bottles (drinking PET bottles only)

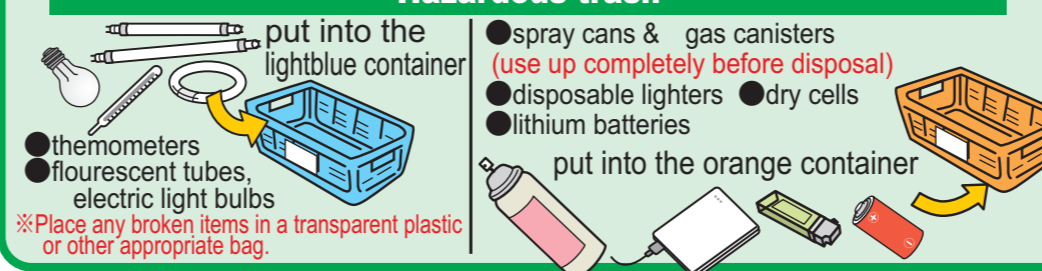


Other Plastics (containers and wrapping)

※Plastics excluding PET bottles and white styrofoam trays that have a "プラ" mark  
[E.g.] shampoo bottles, styrofoam trays with color or pictures, supermarket shopping bags, egg packages, styrofoam, PET bottle caps & labels, etc.

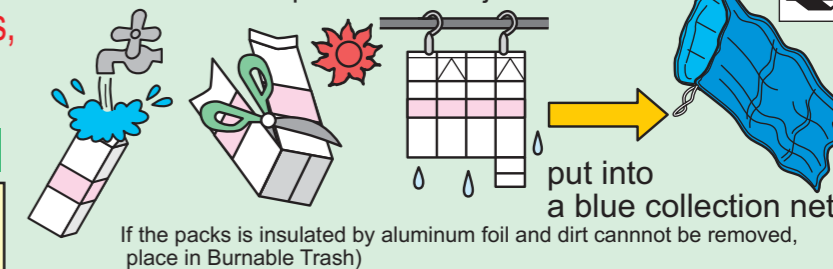


Hazardous trash

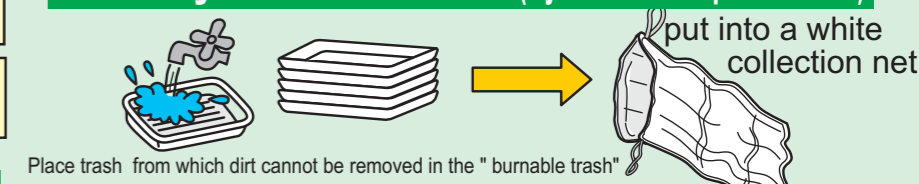


Drink cartons

- milk cartons ● liquor cartons ● juice cartons

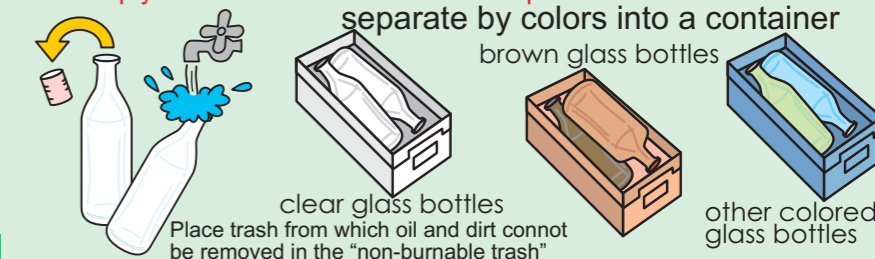


White styrofoam containers (styrofoam will snap when broken)



Glass bottles (eating & drinking bottles only)

※ Empty the contents and remove the cap without fail.



Used newspapers/Used magazines/Cardboard/Used clothes/Other papers

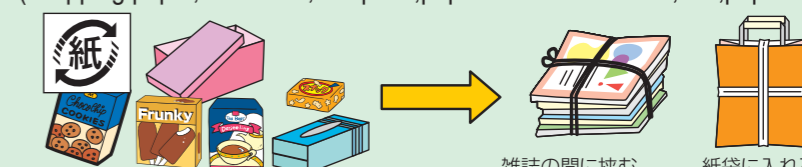
※Do not use adhesive tape

- newspapers ● magazines ● cardboards ● used clothes (only cotton product)



Make them all the same size and tie them crosswise with paper string or other appropriate string.

- other papers (wrapping paper, brochures, notepads, paper boxes for sweets, etc., paper bags)



Sandwich them between magazines or put them in a paper bag and tie them with string.


※Do not sandwich them between newspapers.

Place the following items in the "burnable trash"  
dirty paper, smelly paper, silver paper, paper with aluminum, carbon paper, thermal paper, iron print paper

# Non-Burnable Trash

(within about 60cm on a side)

- glassware ● chinaware
- broken bottle ● umbrella
- metal objects excluding aluminum and steel cans
- other non-burnable garbage
- Only use a transparent or translucent trash bag.
- bicycle (disposed as is)



List of how to dispose of garbage. Scan the QR code



You can install the Trash Separation App here.



ios

Android

Oizumi Town Hall , Environment Division TEL : 63-3111 Opening hours : 8:30 ~ 5:15 (closed on Saturdays, Sundays, holidays, and December 29 ~ January 3)

"Clean Plaza" [Burnable trash : charged] "Recycle Plaza" [Recyclable trash : free, non-burnable trash & oversized trash : charged]

TEL : 33-7980 Operating hours : 8:30 ~ 12:00, 13:00 ~ 16:45 (Mon. ~ Fri. ) 8:30 ~ 12:00 (Sat.) (closed on holidays) Using post-consumer recycled fiber.

Cleaning "Seisou" center [Home oversized trash : free] TEL : 63-1266 Operating hours : 9:00 ~ 11:30, 13:00 ~ 16:00 (Mon. ~ Fri. and every 3rd Sat.) (closed on holidays)